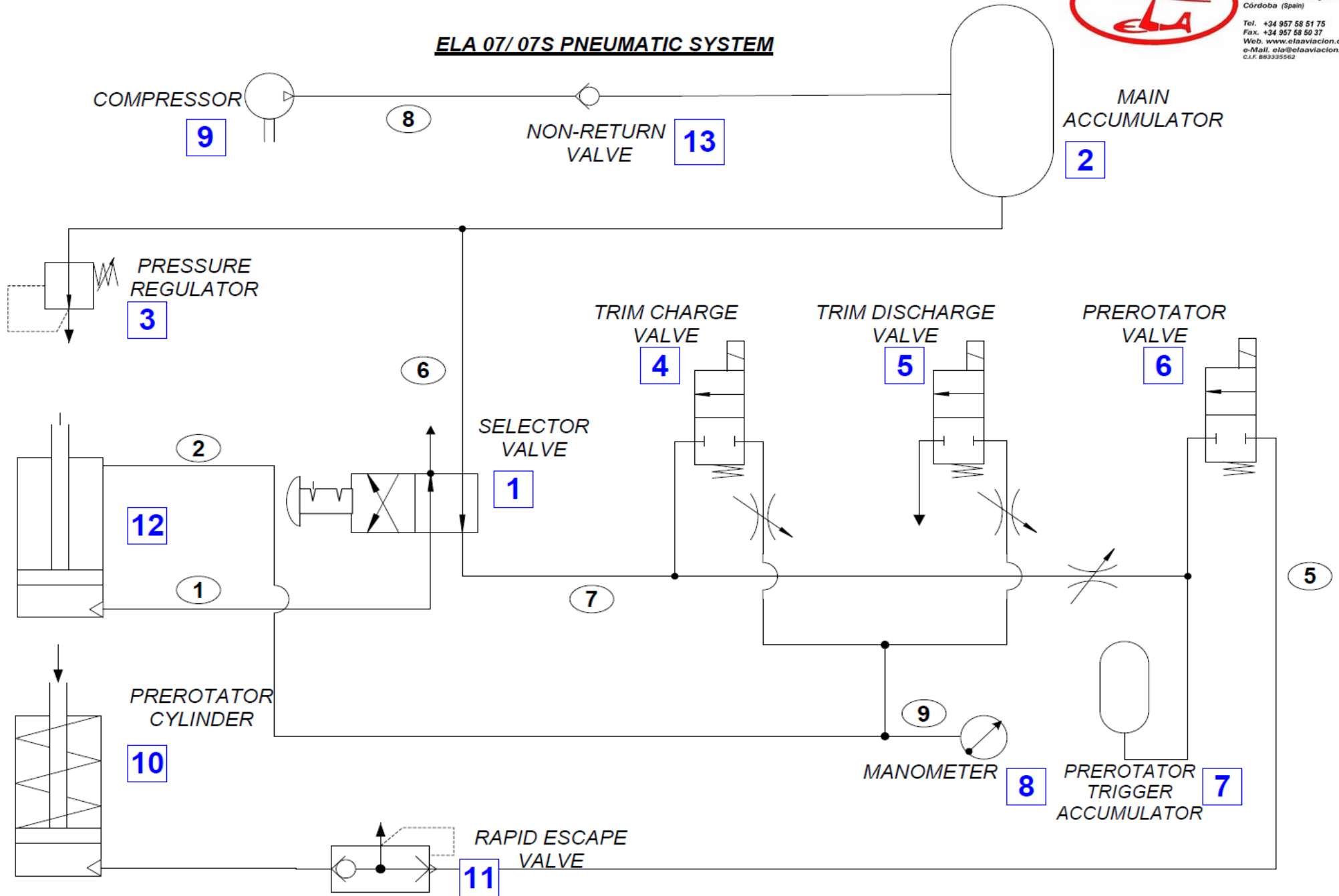




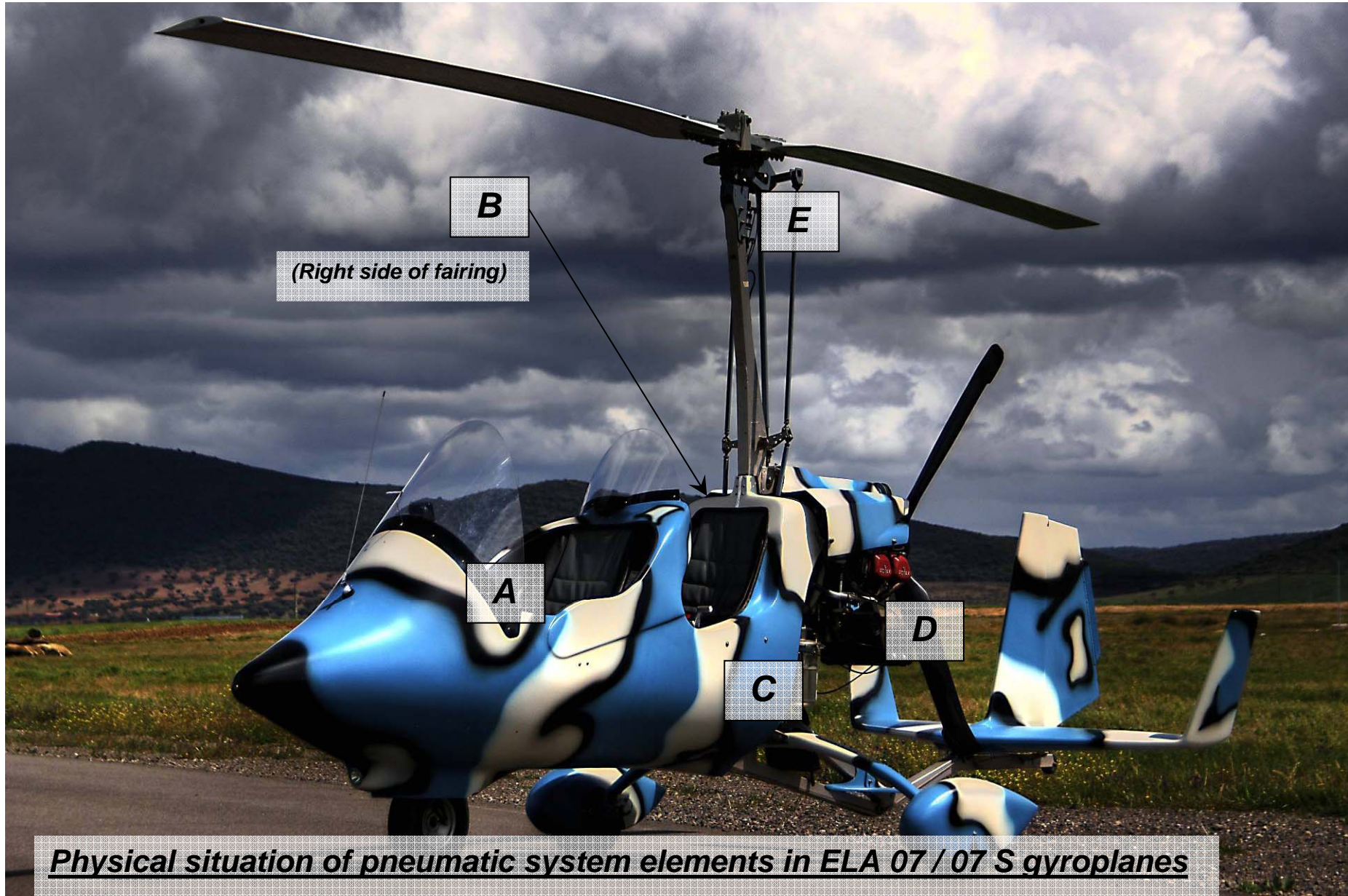
ELA Aviación S.L.
Pol. Ind. El Blanquillo M7-P26
14290 Fuente Obejuna
Córdoba (Spain)
Tel. +34 957 58 51 75
Fax. +34 957 58 50 37
Web. www.elaaviacion.com
e-Mail. ela@elaaviacion.com
C.I.F. B8335562

ELA 07/07S PNEUMATIC SYSTEM





ELA Aviación S.L.
Pol. Ind. El Blanquillo M7-P26
14290 Fuente Obejuna
Córdoba (Spain)
Tel. +34 957 58 51 75
Fax. +34 957 58 50 37
Web. www.elaaviacion.com
e-Mail. ela@elaaviacion.com
C.I.F. B8335562



B
(Right side of fairing)

A

C

D

E

Physical situation of pneumatic system elements in ELA 07 / 07 S gyroplanes



Group A

Elements: 1 8

Group B

Elements: 2 3 4 5 6 13

Group C

Element: 9

Group D

Elements: 10 11

Group E

Element: 12



ELA Aviación S.L.

Pol. Ind. El Blanquillo M7-P26
14290 Fuente Obejuna
Córdoba (Spain)

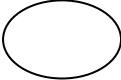
Tel. +34 957 58 51 75



Fax. +34 957 58 50 37

Web. www.elaaviacion.com

e-Mail. ela@elaaviacion.com

C.I.F. B88335562

→  Numbers in elliptical labels correspond to the same marked pipes of the actual gyroplane pneumatic system.

→ Pipes #  and  don't appear in the diagram since they correspond to the manifold and fuel pressure respectively (they don't belong to the pneumatic system).